



Mrs. Whisler's December Newsletter



Jack Can

Level D



by Leah Moore
Illustrated by David Spencer

Liam Makes Lollipops

Level FIG



by Sarah Moore
Illustrated by David Spencer

Unique Reading Curriculum

-Theme: See It, Feel It,
Describe It

-Word Wall Words/Spelling
Words: his, do, then, good,
make, she, out, when, hard,
color, you, thing

-Letter Sounds:

short vowel u

consonants v, y, z,

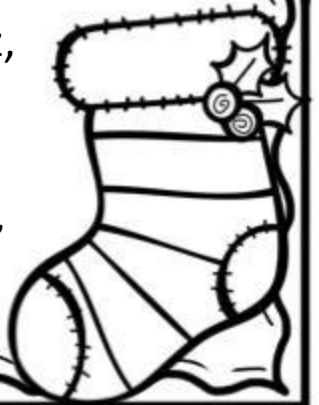
j, x, q(u)

-Vocabulary:

change, feel, see,

cold, hear, smell,

color, heat, taste



Unique Curriculum Activities

-Direction Following:

Veggie Faces

-Related Content:

The Listening Game

-Science Experiment:

Heating and Cooling

Chocolate

-History

Timeline:

Jack Makes Ice

Pops



Important Dates

-December 18th: School Improvement Day

2:00 Early Dismissal

-December 20th: Winter Vacation

Begins **2:00 Early Dismissal**

-December 23rd to January 6th:

Winter Vacation No School

****Students Return**

January 7th!!**


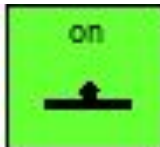


December 2024 Speech and Language Core Word Group with Ms. Shelly




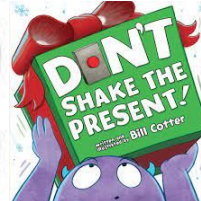
sseaman@sese.org or Wabash#(618)852-3260

We will read, target the core word, and sequence the events of each book.

****Core words: IN, ON, OUT, LIKE**



Books:



Real World Activity

Taste Test

Materials/Props: Various foods (e.g., chocolate, goldfish, pickles, strawberries, carrots)

Core Words to Model: LIKE, DO, NOT, WANT, FINISHED, MORE

Procedure: Allow students to try various foods. After trying them, model LIKE or DO NOT LIKE. Students can share if they WANT MORE or are FINISHED.




Phrases that can be modeled with the core words: IN/ON/OUT: Put it in, Take it out, Is it in? Is it out? Ask your child to find the words on the core vocabulary board or on their device.

Activities that will target core vocabulary words

“in/out”: Hide and make Gingerbread people.
“What’s in the box today”

Practice putting things in and out of the box



Functions of Communication

Wants and Needs	Gain and Share info	Build and Maintain Social Relationships	Participate in Social Etiquette	Internal Dialogue
"I like more"	"Do you like?" "Do you LIKE it?"	"I like, you like?" "I like you"	"I like it, I don't like it" "I not like" "I LIKE your ____."	"I LIKE myself." "I LIKE my ____."
"Would you LIKE it?"	"I LIKE it." "I do not LIKE it."			